



B-Learning
Level 1 A4
Unit 1

Learning Objectives A,1

- Questions with *this/that/these/those*: *What's that? What are those?*
- Clarification questions: *What's that? Where is the classroom?*
- Singular and plural nouns: *one file, two files*





Vocabulary

a computer	a printer
a calendar	a fax
a file	a phone
a cell phone	a laptop

Office items



Demonstrative pronouns

	Singular	Plural
Close/Near	This 	These 
Far	That 	Those 

The plural of nouns

- **1.1. How to form the plural**

We form the plural by adding **-s** to the singular of the noun.

- **1.2. Nouns ending in sibilants**

Add **-es**. Add **-s** if the noun ends in one **-e**.

- **1.3. Nouns ending in -y**

- **1.3.1. y after consonant**

Change **-y** to **-i**, then add **-es**.

- **1.3.2. y after vowel**

Add **-s** after a vowel.

Singular and Plural

- a computer
- a printer
- a calendar
- a fax
- a file
- a phone
- a cell phone
- a laptop
- An envelope



- computers
- printers
- calendars
- a files
- phones
- cell phones
- a laptops
- envelopes
- faxes



Referencia bibliográfica

- <https://sso.rumba.pearsoncmg.com/sso/login?service=https%3A%2F%2Fmyenglishlab.pearson-intl.com%2Fsso%2Flogin&profile=iokingmel&allowLangChange=true>
- <https://www.teacherspayteachers.com/Product/The-Colors-Concentration-Card-Game-ESL-Colors-Vocabulary-2312710>
- <https://www.westoneschool.com/single-post/2018/05/23/Clothes-vocabulary>
- <https://friendlystock.com/product/stylish-man-in-winter-clothes/>